


ON YOUR SIDE SINCE 1977



# Wilson Combat

Licensed by Wilson Combat  
Airsoft Toy Gun distributed by SOCOM GEAR

Coming soon 2008



18

"For ages 18 and older"  
"Read operators manual before use"  
"Please leave your questions or comments  
at [www.socomgear.com](http://www.socomgear.com)"  
"email: [info@socomgear.com](mailto:info@socomgear.com)"

**WARNING:**  
Don't change, obscure, alter, remove, or obliterate any coloration or markings on this gun. The coloration and/or marking on this product, including the blaze orange barrel tip are designed to comply with applicable state and federal law and regulations.

**WARNING:**  
This product may be mistaken for a firearm by law enforcement officers or others. Any person who changes, alters, removes, or obliterate any coloration or markings that are required by state or federal law or regulation, in any way that makes this product look more like a firearm is guilty of a misdemeanor.

**WARNING:**  
The open display, brandishing, or exposing of this product in any "public place" may cause confusion and result in a crime. The term "public place" means any area opened to public, including but not limited to, streets, sidewalks, bridges, alleys, plazas, parks, driveways, roads, parking lots, automobiles, whether moving or not, and buildings opened to the general public including those that serve food or drink, or provide entertainment, and the doorways and entrances to buildings or dwellings.

**WARNING:**  
Every person who, except in self-defense, draws or exhibits this product in a threatening manner against another in such a way as to cause a reasonable person apprehension or fear of bodily harm is guilty of a misdemeanor punishable by imprisonment in the county jail for a term of not less than 30 days.



## **Warning:**

**You have to read manual and agree and understand all terms, conditions, warnings before you operate Airsoft guns**

Everyone wear goggles when you operate Airsoft guns. Don't peep at the muzzle.

Put the toy gun beyond the reach of kids. Don't touch the trigger until the moment of shooting.

Don't aim at people even it is unloaded. Avoid a rough operation.

When the gun is not in use, remove the magazine and unload the BB. Remember, there might be one BB in the chamber. Use a rod to push it out.

**WARNING:** Don't change, obscure, alter, remove, or obliterate any coloration or markings on this gun. The coloration and/or marking on this product, including the blaze orange barrel tip are designed to comply with applicable state and federal law and regulations.

**WARNING:** This product may be mistaken for a firearm by law enforcement officers or others. Any person who changes, alters, removes, or obliterate any coloration or markings that are required by state or federal law or regulation, in any way that makes this product look more like a firearm is guilty of a misdemeanor.

**WARNING:** The open display, brandishing and/or exposing of this product in any "public place" may cause confusion and may be a crime. The term "public place" means any area opened to public, including but not limited to, streets, sidewalks, bridges, alleys, plazas, parks, driveways, front yards, parking lots, automobiles, whether moving or not, and buildings opened to the general public including those that serve food or during, or provide entertainment, and the doorways and entrances to buildings or dwellings.

**WARNING:** Every person who, except in self-defense, draws or exhibits this product in a threatening manner against another in such a way as to cause a reasonable person apprehension or fear of bodily harm is guilty of a misdemeanor punishable by imprisonment in the county jail for a term of not less than 30 days.

**WARNING: Assumption of Risks** There is a serious risk of personal injury, death, or property damage arising out of the use or misuse of this product. By using this product, you agree to freely accept and full assume all such risks.

**WARNING: Exclusion of Liability** In consideration of SOCOM GEAR / MAX Tactical corp granting you the limited warranty set out hereinbelow, neither SOCOM GEAR/ MAX Tactical corp, nor its officers, directors, employees, agents, successors, distributors and dealers (all of whom are hereinafter collectively referred to as the "releasees"), shall be liable for any loss or damage whatsoever, whether general, direct, indirect, special, incidental, consequential, punitive, aggravated or exemplary and whether resulting from ordinary or gross negligence, breach of contract, or breach of any statutory, regulatory or common law duty, and whether such loss or damage is caused to or by this product or by any other product due to any incompatibilities between them or by defects or malfunctions in connection with the use of this product (even if the releasees are advised of the possibility of such loss).

**WARNING: Indemnification** In consideration of SOCOM GEAR / MAX Tactical corp granting you the limited warranty set out hereinbelow, you agree to indemnify the releasees of any liability, damages, legal costs, fees, disbursements, expenses, or any other costs whatsoever, arising out of any claims, suits, or actions brought by a third party against the releasees or any of them in which the third party claims to have suffered any loss or damage that was caused by, contributed to, or related in any way to the use or misuse of this product.

**WARNING: Limited Warranty** SOCOM GEAR / MAX Tactical corp warrants that this product is constructed using plastic, steel and Aluminum. This product is provided without another warranty of any kind, either statutory, expressed or implied, including but not limited to, the implied warranties or implied, including but not limited to, the implied warranties of merchantability, fitness for a particular purpose, title, non-infringement, or arising from a course of dealing, the releasees make no warranties or representations of any kind as to the fitness of this product for any particular purpose.

**WARNING: Choice of Law** The laws of the province of Taiwan and the laws of Republic of China applicable therein shall govern as to the interpretation, validity and effect of this agreement notwithstanding any conflict of laws provisions of your domicile, residence or physical location. You consent and submit to the exclusive jurisdiction of the courts of the Province of Taiwan in any action or processing instituted under of related to this agreement, or to the alleged breach of contract, negligence, gross negligence, or breach of statutory or common law duty of the Releasees.



Major parts



How to operate:

1. Gas injection: Refill the gas with green gas container in vertical position. (Gas container on the top.)
2. Loading BBs: Load only good quality 6mm new BB (not used) into the magazine. Please follow the illustrative sequences to load the BB bullets.
3. Loading the releasing the magazine: While loading the magazine, push it inward to the bottom till a "tick" sound is heard. Press the magazine release catch to release the magazine.
4. Loading for firing: Pull the slide backward to specific position, then release and let the slide moving forward to load the bullet into the chamber and retain the hammer at the rear position, ready for firing.
5. Safety operation: Hammer can only work when the safety stays at "Full Lock" position. Don't operate the trigger when safety is at "ON" position. Otherwise, the internal parts may be damages. **NOTE: Even you put a full lock on safety, the Airsoft toy gun may still go off. Remember, everyone at the field must wear goggles at all times.**
6. Shooting: Following the basic safety rules at all times: NEVER point to persons or animals. Everyone wear goggles at all times when you operate Airsoft guns. Now, after the BB bullet go into the chamber, you can pull the trigger and start to shoot.
7. Shooting process: After long and continued firing, the low temperature of the magazine will cause a reduced gas pressure as well as the low velocity of bullet. It is normal condition. After the temperature goes back to normal, the gun can start work normal. **(NOTE: Never use heater or fire to heat the Gun. It is very dangerous because the Green gas is flammable.)**
8. After shooting: After firing practice, take off the magazine from the stock and push down the slide stop to hold the slide in place and press the trigger to release the hammer. **NOTE:** There may be one BB stay inside the chamber. Remember to use a rod to clean the chamber to ensure there is no BB stay at the chamber.

Troubles Resolution:

Condition	Causes	Correction
No action	Safety is locked	Release the safety
	Too much gas	Press the refill inlet of drain valve to break out an adequate amount of gas
	Low temperature or insufficient gas	Warm up the magazine. (NOTE: Keep away from heater or fire. Green gas is flammable.) Inject sufficient green gas.
	Unknown reason	Please contact your local dealers
The BB stock inside the barrel	Use the bad shape or reused BB or the barrel has some extraneous materials	Use a rod to push out bad BB and use a good BB instead. Remove the extraneous materials
The motion of the slide is not smooth while firing BB	The ambient temperature is too low	Use your hand to warm up the magazine by your body temperature or prepare a spare magazine to do the continuous shooting.
	Insufficient gas in the magazine or after a long and continued shooting	
	Low gas pressure in the magazine	Refill the gas
	The air-tight rubber seal is worn out or damaged	Please contact your local dealers
Short projectile	The trigger mechanism is out of work	
	Poor lubrication	Use the good quality silicon oil
	The rubber seal is damaged	
	The spring fatigue	Please contact your local dealers
	The gas discharging mechanism is broken	

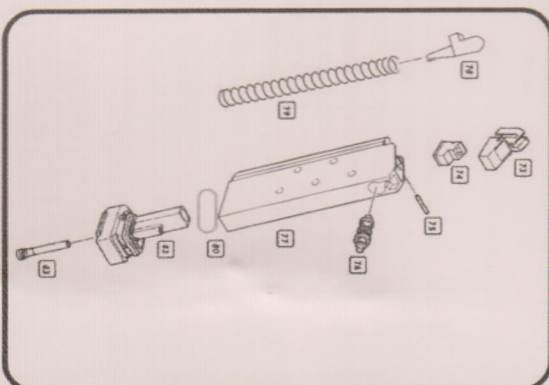
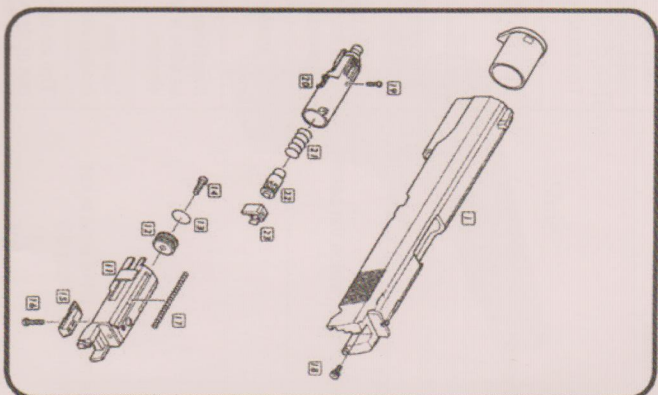
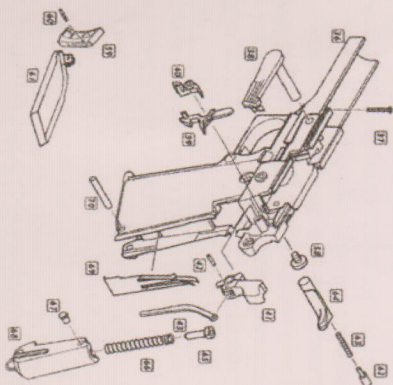
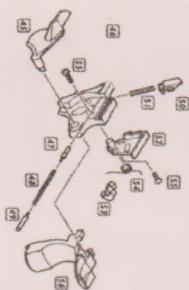
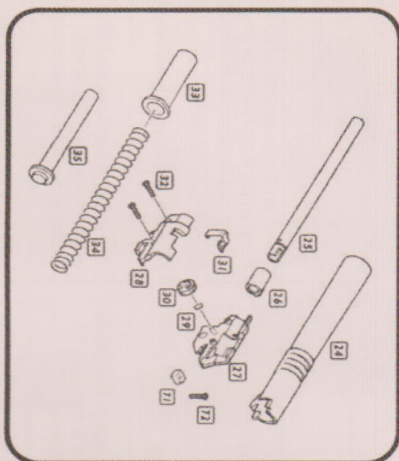
Repair and Warranty:

We don't have direct warranty to end users. However, we will supply spare parts to your distributors or local dealers. Please contact your dealers for repair or replacement. Sometimes, the service is not free. You have to ask your distributors or local dealers for more details.

Our contact information: [www.socomgear.com](http://www.socomgear.com) info@socomgear.com



## Explosion Chart:





ON YOUR SIDE SINCE 1977



# Wilson Combat

Licensed by Wilson Combat  
Airsoft Toy Gun distributed by SOCOM GEAR



[This manual apply to all Wilson Combat 1911 style Airsoft models]

## Instruction Manual

Please leave your questions or comments  
at [www.socomgear.com](http://www.socomgear.com)  
For customer service: [info@socomgear.com](mailto:info@socomgear.com)



18

"For ages 18 and older"  
"Read operators manual before use"  
"Please leave your questions or comments  
at [www.socomgear.com](http://www.socomgear.com)"  
"email: [info@socomgear.com](mailto:info@socomgear.com)"

GREEN  
GAS

ISGK  
.org

**WARNING:**  
Don't change, obscure, alter, remove, or obliterate any coloration or markings on this gun. The coloration and/or marking on this product, including the blaze orange barrel tip are designed to comply with applicable state and federal law and regulations.  
**CAUTION:**  
This product may be mistaken for a firearm by law enforcement officers or others. Any person who changes, alters, removes, or obscures any coloration or markings that are required by state or federal law or regulation, in any way that makes this product look more like a firearm is guilty of a misdemeanor.

**WARNING:**  
The open display, brandishing and/or exposing of this product in any "public place" may cause confusion and may be a crime. The term "public place" means any area opened to public, including but not limited to, streets, sidewalks, bridges, alleys, plazas, parks, driveways, front yards, parking lots, automobiles, whether moving or not, and buildings opened to the general public including those that serve food or during, or provide entertainment, and the doorways and entrances to buildings or dwellings.  
**WARNING:**  
Every person who, except in self-defense, draws or exhibits this product in a threatening manner against another in such a way as to cause a reasonable person apprehension or fear of bodily harm is guilty of a misdemeanor punishable by imprisonment in the county jail for a term of not less than 30 days.