


1911 MANUAL




WARNING: BEFORE USAGE, THE INSTRUCTION MUSE BE READ.

THANK YOU FOR PURCHASING. THE FOLLOWING ATTENTION POINTS AND INSTRUCTIONS MUST BE READ. SHOOTING WITHOUT CAUTION OR USED IMPROPERLY, BLINDNESS OR INJURIES COULD BE LEAD.



DO NOT POINT AT PEOPLE OR ANIMAL.




GUN AND GAS MUST NOT BE PLACED IN AREA WHERE TEMPERATURE IS OVER 40 °C




PLACE IN GUN CASE WHEN NOT IN USING OR TRANSPORTING



DO NOT USE GAS WHICH PRESSURE IS OVER 12 Kgs/cm²



UNAUTHORIZED RECONSTRUCTION OF AIR SOFT GUN TO STRENGTHEN FIRING FUNCTION IS STRICTLY PROHIBITED.




BE CAREFULL WHAT TARGET YOU SHOOT



EYE PROTECTION DEVICE MUST BE EQUIPPED



DO NOT LOAD ANYTHING BUT BB BULLETS.



DO NOT LOOK THROUGH THE BARREL



PLEASE SHOOT IN SAFE PLACE


OPERATION

1.REMOVE THE MAGAZINE




PRESS MAGAZINE CATCH AND REMOVE MAGAZINE

2.FILLING GAS



FILL THE GAS BOTTLE TO THE MAGAZINE IN VERTICA DIRECTION.

3.LOAD BB BULLETS



USE WRENCH TO HOLD THE FOLLOWER AND LOAD BULLETS

4.INSERT MAGAZINE



5.LOAD




PULL THE SLIDE COMPLETELY TO THE REAR.

6.FIRE



PULL THE TRIGGER.

7.SAFETY



SAFETY OFF(READY FOR
FIRE)

SAFETY ON

DISASSEMBLY

1.REMOVE THE SLIDE STOP




PRESS MAGAZINE CATCH AND REMOVE MAGAZINE.MOVE THE SLIDE REAR UNTIL THE TAKEDOWN NOTCH IS JUST ABOVE THE SLIDE STOP TAB AND REMOVE SLIDE STOP

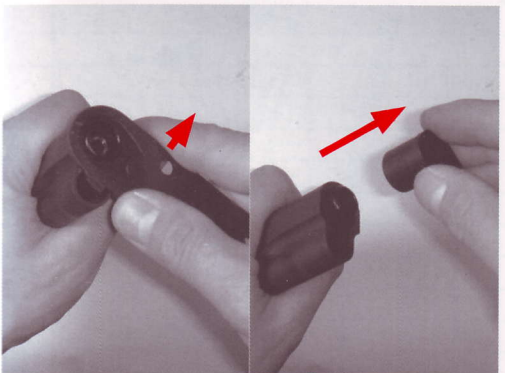
2.REMOVE THE SLIDE



3.REMOVE THE RECOIL SPRING AND SPRING CAP




4.REMOVE THE BARREL BUSH AND BARREL



USE WRENCH TO ROTATE THE BARREL BUSH AND REMOVE IT


5.REMOVE THE BARREL



ASSEMBLY

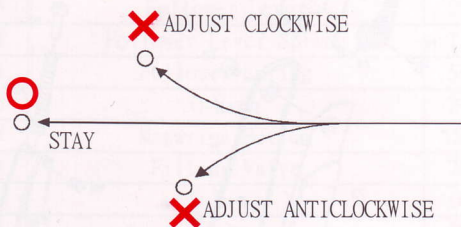
REVERSE THE DISASSEMBLY ORDER

ADJUST TREJECTORY

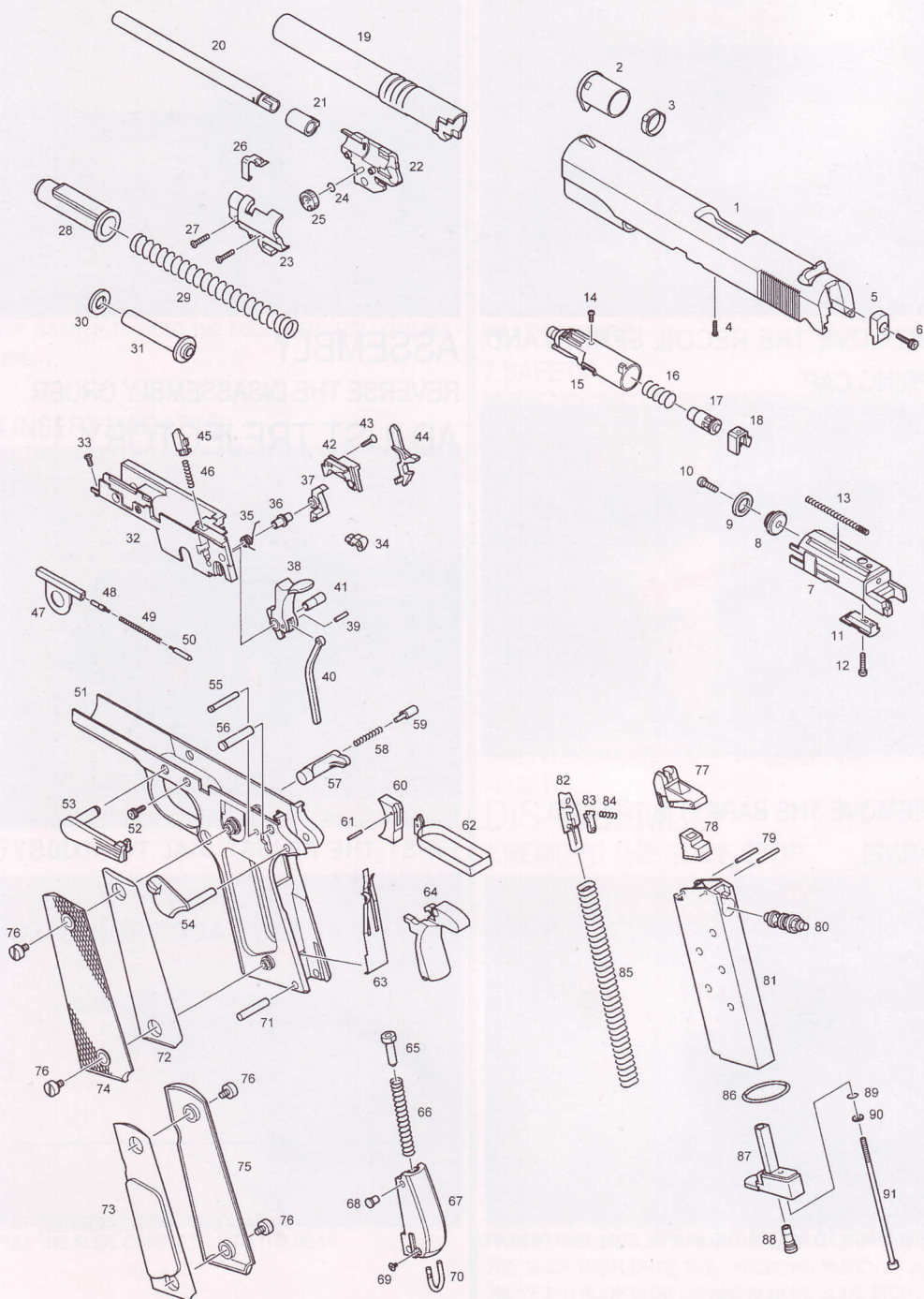


TWIST THE ADJUST DIAL TO ADJUST TEAJECTORY.

PLEASE ADJUST ACCORDING TO TREJECTORT



1911 EXPLODED DRAWING



| No. | Name of Part | Price | No. | Name of Part | Price |
|-----|------------------------|-------|-----|-----------------------|-------|
| 1 | Slide | 1600 | 47 | Plunger Guide | 120 |
| 2 | Barrel Bushing | 120 | 48 | Slide Stop Plunger | 50 |
| 3 | Support Ring | 50 | 49 | Plunger Spring | 15 |
| 4 | Cylinder Screw | 10 | 50 | Safety Plunger | 50 |
| 5 | Firing Pin Stop | 100 | 51 | Frame | 2200 |
| 6 | Firing Pin Stop Screw | 20 | 52 | Frame Screw | 10 |
| 7 | Cylinder | 400 | 53 | Slide Stop | 200 |
| 8 | Ring Head | 40 | 54 | Safety | 140 |
| 9 | Ring | 20 | 55 | Sear Pin | 40 |
| 10 | Ring Head Screw | 10 | 56 | Hammer Pin | 40 |
| 11 | Piston Part | 30 | 57 | Magazine Catch | 120 |
| 12 | Piston Part Screw | 10 | 58 | Magazine Catch Spring | 10 |
| 13 | Cylinder Return Spring | 20 | 59 | Magazine Catch Lock | 30 |
| 14 | Cylinder Screw | 10 | 60 | Trigger | 120 |
| 15 | Cylinder | 150 | 61 | Trigger Pin | 10 |
| 16 | Cylinder Valve Spring | 20 | 62 | Trigger Bar | 120 |
| 17 | Cylinder Valve | 20 | 63 | Sear Spring | 100 |
| 18 | Cylinder Valve Stopper | 20 | 64 | Grip Safety | 240 |
| 19 | Outter Barrel | 600 | 65 | Hammer Spring Plunger | 30 |
| 20 | Inner Barrel | 180 | 66 | Hammer Spring | 70 |
| 21 | Rubber Chamber | 80 | 67 | Hammer Spring Housing | 240 |
| 22 | Chamber Cover (Right) | 140 | 68 | Plunger Stopper | 40 |
| 23 | Chamber Cover (Left) | 140 | 69 | Lanyard Loop Screw | 10 |
| 24 | O-Ring | 10 | 70 | Lanyard Loop | 50 |
| 25 | Adjust Dial | 20 | 71 | Housing Pin | 50 |
| 26 | Adjust Lever | 50 | 72 | Grip Weight (Left) | 100 |
| 27 | Chamber Cover Screw | 10 | 73 | Grip Weight (Right) | 100 |
| 28 | Recoil Plug | 200 | 74 | Grip (Left) | 80 |
| 29 | Recoil Spring | 60 | 75 | Grip (Right) | 80 |
| 30 | Recoil Spring Pad | 20 | 76 | Grip Screw | 30 |
| 31 | Recoil Spring Guide | 150 | 77 | BB Lip | 60 |
| 32 | Front Chasis | 300 | 78 | Magazine Gasket | 80 |
| 33 | Front Chasis Screw | 10 | 79 | BB Lip Pin | 10 |
| 34 | Knocker | 40 | 80 | Valve | 150 |
| 35 | Knocker Spring | 30 | 81 | Magazine Case | 400 |
| 36 | Sear Sleeve | 40 | 82 | Follower | 30 |
| 37 | Sear | 60 | 83 | Follower Lever | 20 |
| 38 | Hammer | 150 | 84 | Follower Lever Spring | 15 |
| 39 | Hammer Strut Pin | 10 | 85 | Follower Spring | 50 |
| 40 | Hammer Strut | 50 | 86 | O-Ring | 20 |
| 41 | Hammer Sleeve | 50 | 87 | Magazine Bottom | 180 |
| 42 | Chassis Cover | 80 | 88 | Filling Valve | 70 |
| 43 | Chassis Cover Screw | 10 | 89 | O-Ring | 10 |
| 44 | Disconnecter | 80 | 90 | Washer | 10 |
| 45 | Knocker Lock | 50 | 91 | Magazine Base Screw | 20 |
| 46 | Knocker Lock Spring | 20 | | | |

KJWORKS