



Armee **U**niversal **G**ewehr
Series



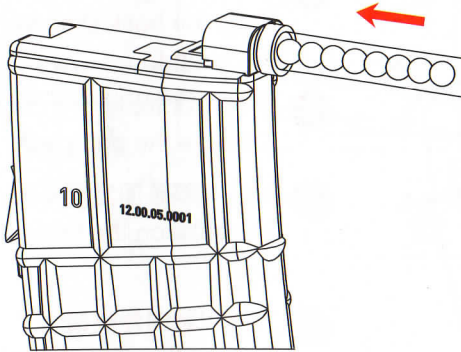
WARNING!

警告

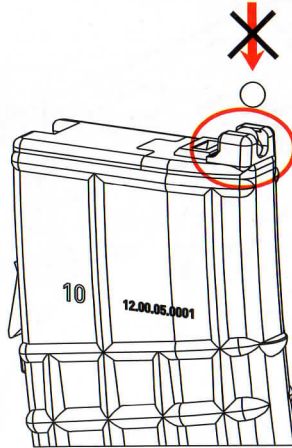
- 請務必戴上護目鏡等護眼用具
- 請勿射擊人或動物
- 隨意用BB槍開玩笑可能會觸及法律
- 嚴禁望向槍口
- 請將槍口常向安全的地方
- 射擊時無論遠近，隨時確認射擊區內是否有行人或車輛經過
- 避免任意不經意地扣處扳機
- 除非完成射擊準備，否則切勿將手指放入扳機
- 不用或搬運時，請務必放置於槍盒等容器內
- 請存放在兒童拿不到的地方
- 禁止擅自改造或加強槍枝結構
- 非射擊時請將選擇紐切換到保險位置
- 未成年兒童請由家長陪同下使用
- Always wear eye protective gear.
- Never aim or shoot a person or animal as the target.
- You may be punished if you are shooting for a practical joke.
- Never look into the gun muzzle.
- Always direct the muzzle towards a safe direction.
- Never shoot the air gun at places where people and cars pass cross.
- Avoid pulling the trigger carelessly.
- Please put away your fingers from the trigger, except when you are ready to shoot a target.
- Always put the gun in a case or bag when you are carrying it.
- Store the gun at places out of reach by children.
- Adult supervision is required for any person under the age of 18.

操作說明 (Instruction)

- 填彈器與彈匣保持平行填彈。
Keep parallel angle between loader and magazine.
- 裝填BB彈請勿超過36發。
Do not load bbs over 36 rounds.

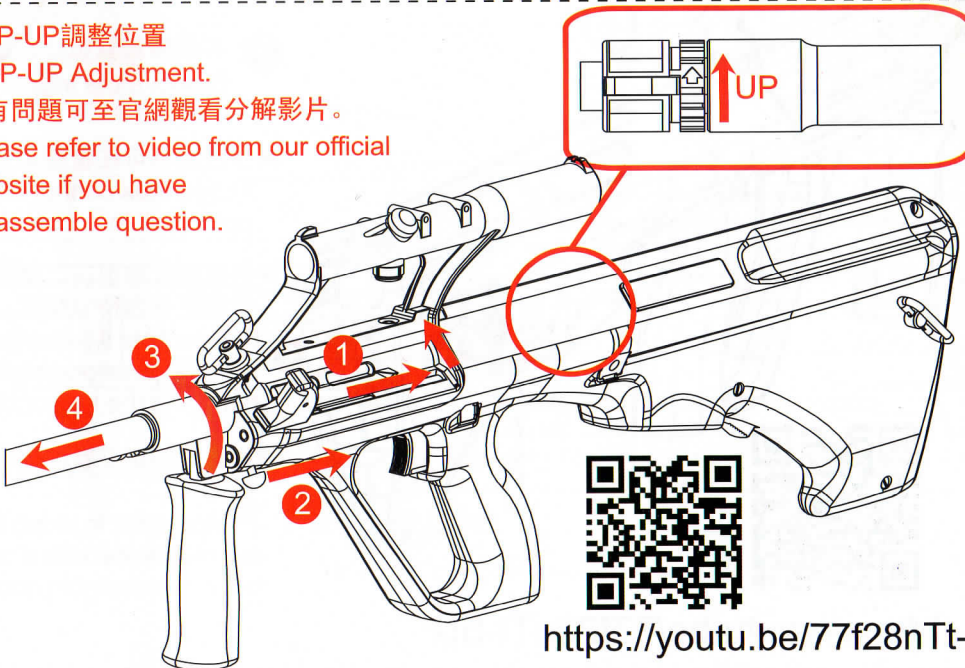


- 禁止由上方填彈，請使用原廠專用填彈頭。
Prohibit reloading directly above.
Be sure to use original loader tip.



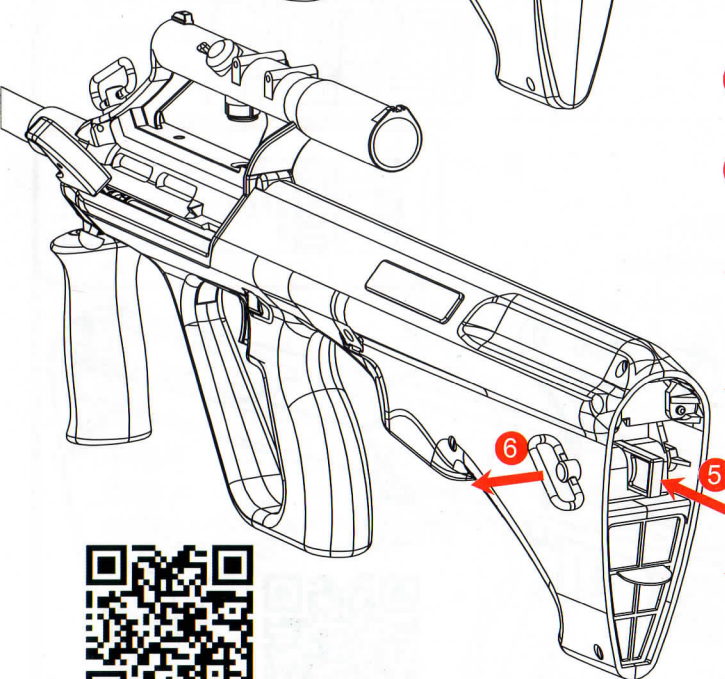
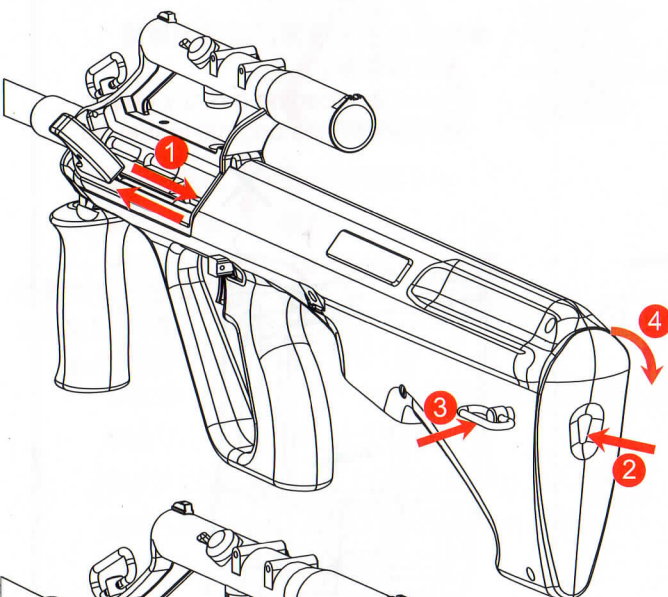
- 此區請勿撞擊
Do not strike this area.

- HOP-UP調整位置
HOP-UP Adjustment.
- ★ 如有問題可至官網觀看分解影片。
Please refer to video from our official website if you have disassemble question.



<https://youtu.be/77f28nTt-b>

板機盒取出方法 (Trigger Box Removal Method)



- ① 上膛。
Reload.
- ② 向內擠壓著凹槽不放。
Squeeze on the groove inward.
- ③ 將固定銷向內壓到底。
Push the back sling swivel to the end.
- ④ 將後托塊取出。
Remove the butt plate.
- ⑤ 向內擠壓著固定塊不放。
Squeeze on the fixing block.
- ⑥ 將固定銷向外拔出。
Pull out the sling swivel.
- ⑦ 將板機盒取出。
Remove the trigger box.

★板機盒不可在槍機後定時取出
Trigger box cannot be taken out in bolt lock condition.

★將板機盒取出時，請注意擊鎚位置是否為待發位置。
Please note if hammer is on standby position before removing the trigger box.

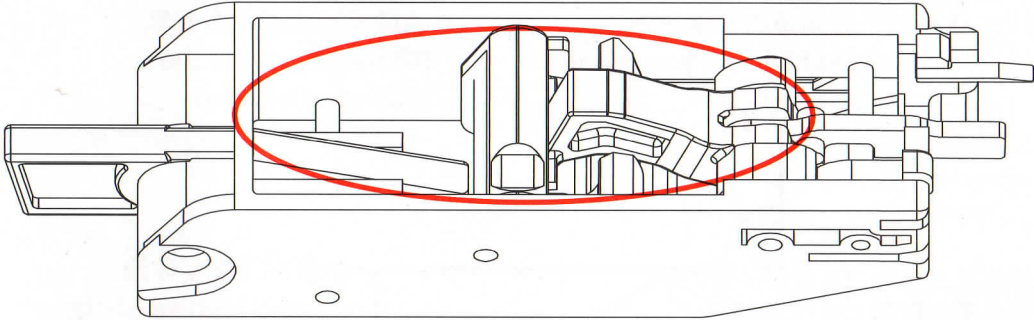
★如有問題可至官網觀看分解影片。
Please refer to video from our official website if you have disassemble question.



<https://youtu.be/77f28nTt-bI>

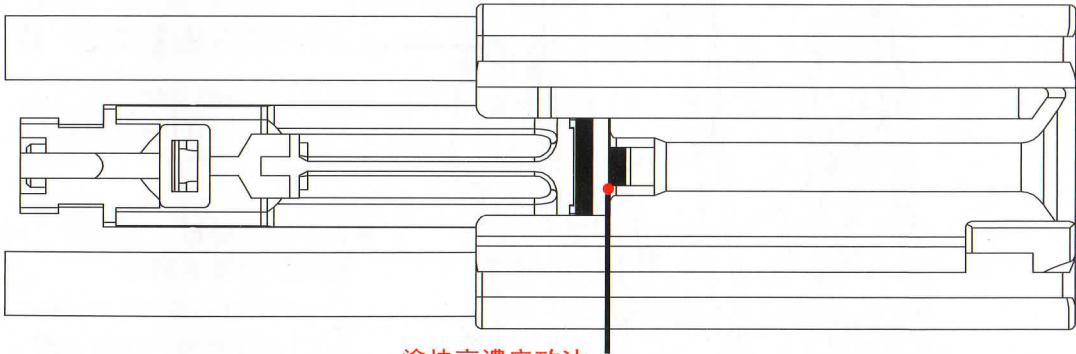
●紅圈處用針車油保養

Apply machine oil in the red circle part.



●槍機O環保養

Apply silicone oil on the bolt o-rings.



塗抹高濃度矽油

Apply high viscosity silicone oil.

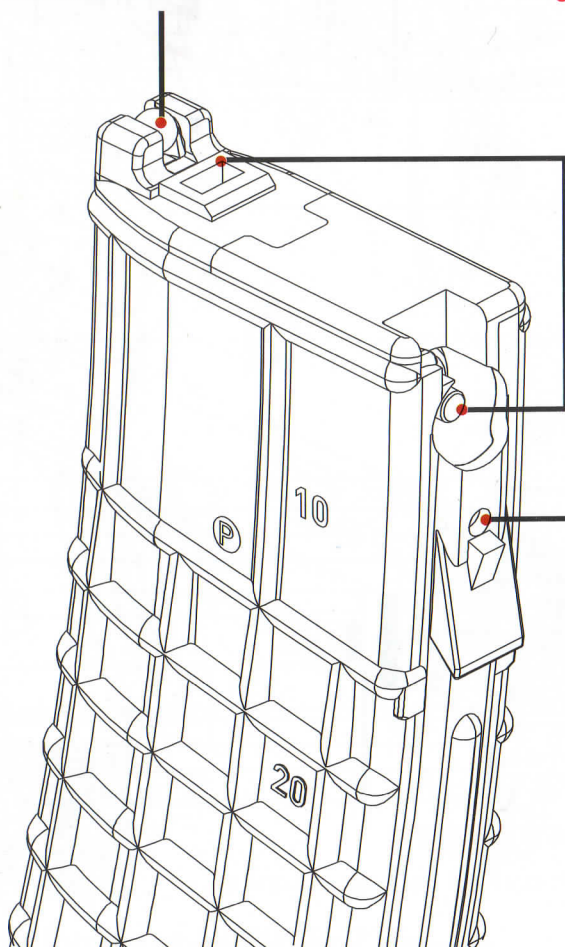
各部位零件保養 (Maintenance for inner parts.)

- 請使用0.25克以上重量，
電槍規格之BB彈。
Please use bbs weight above
0.25g, for AEG's specification.

- 長期不使用請勿裝填BB彈。
Stop feeding bbs if you do not
continue use it.

- 請勿放置超過40℃以
上之高溫環境。
Do not place magazine at
environmental temperature
above 40 degrees Celsius.

- 隨時彈匣內要保有瓦斯。
Remaining gas in the
magazine anytime.



- 塗抹高濃度矽油。
Apply high viscosity
silicone oil.

- 在沒瓦斯的狀態，
充氣時間勿超過 **3-4** 秒。
Don't fill gas over **3-4**
seconds in a state of no
gas.

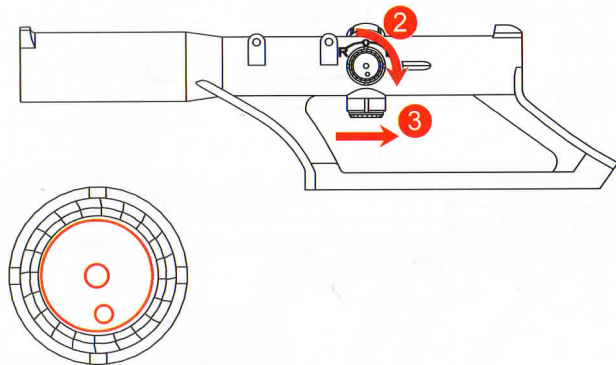
- 瓦斯裝填過量，會導致
全自動射擊不順暢。
Overfilling gas will cause
auto shooting not smooth.

- 請使用12KG瓦斯。
Use 12KG green gas only.

瞄準鏡歸零方法 (Method of Zero the Scope)

★調整瞄準鏡，請依下列步驟調整。

Please refer to the steps of aim scope adjustment below.



★歸零時請調整中間螺絲(紅色部份)

請勿旋轉外部固定座(黑色部份)。

Please adjust the middle knob
(red color part), do not rotate the
external fixed base (black color part).

① 將二個調整螺絲放鬆。
Loosen both adjustment
knobs.

② 先調整好準星左右方向。
Adjust the horizontal
direction (knob on right
side) of sight first.

③ 再調整準星上下方向。
Then adjust the vertical
direction (knob on the
below side) of sight.

★不可先調整準星上下方向，
會有歸零困難的問題。

Do not adjust the vertical
direction of sight before
zero the scope.

選購零件
(Parts Options)

● 低初速活塞(使用12公斤瓦斯, 1J) **AUG-15-L**

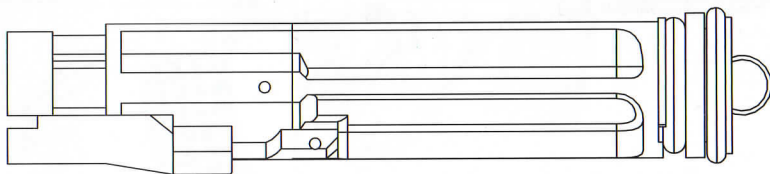
Low muzzle version nozzle (with 12kg gas, 1 Joule).

● 日規版活塞(使用8公斤瓦斯, 1J) **AUG-15-1J**

Japanese version nozzle (with 8kg gas, 1 Joule).

● 高初速版活塞(使用12公斤瓦斯) **AUG-15-H**

High muzzle velocity version nozzle (with 12kg gas).



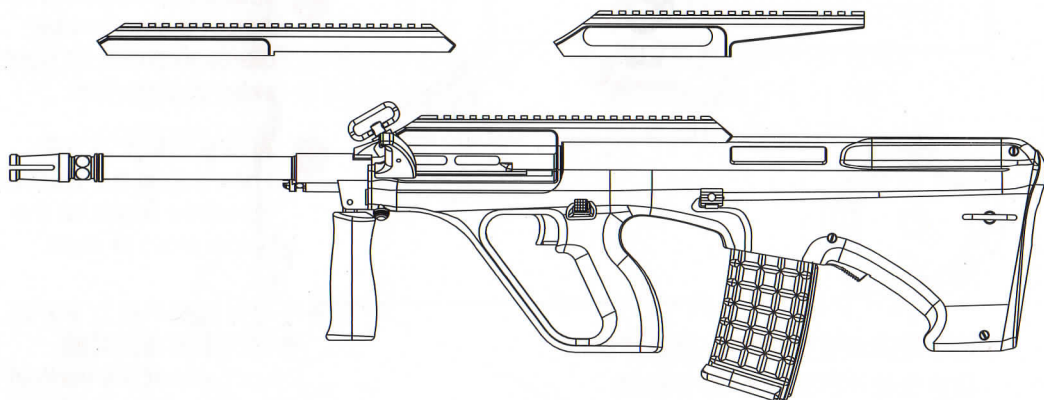
選購零件 (Parts Options)

● 戰術鏡軌提把

Tactical mount bridge.

AUG-K-1

AUG-K-2



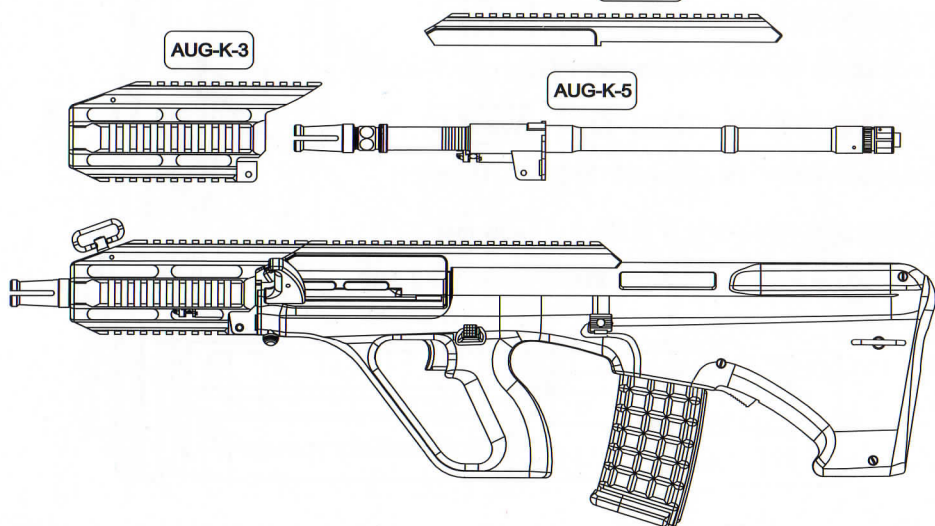
● 前戰術護木+戰術鏡軌提把+16吋槍管組

Front tactical handguard + tactical mount bridge + 16" barrel set.

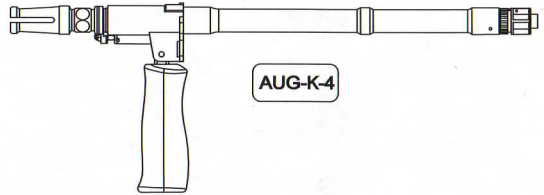
AUG-K-3

AUG-K-1

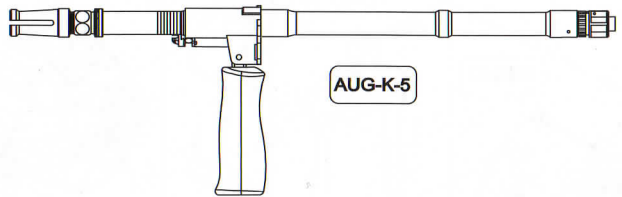
AUG-K-5



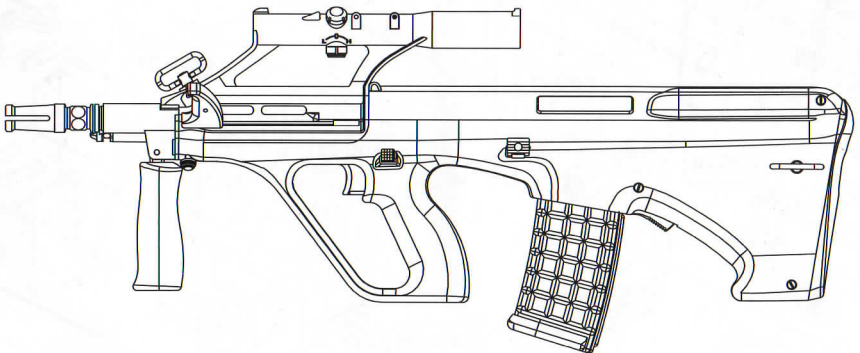
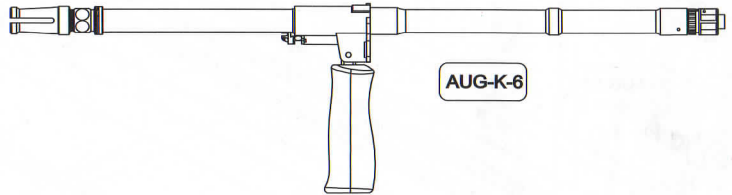
- 14吋槍管組
14" Barrel set.

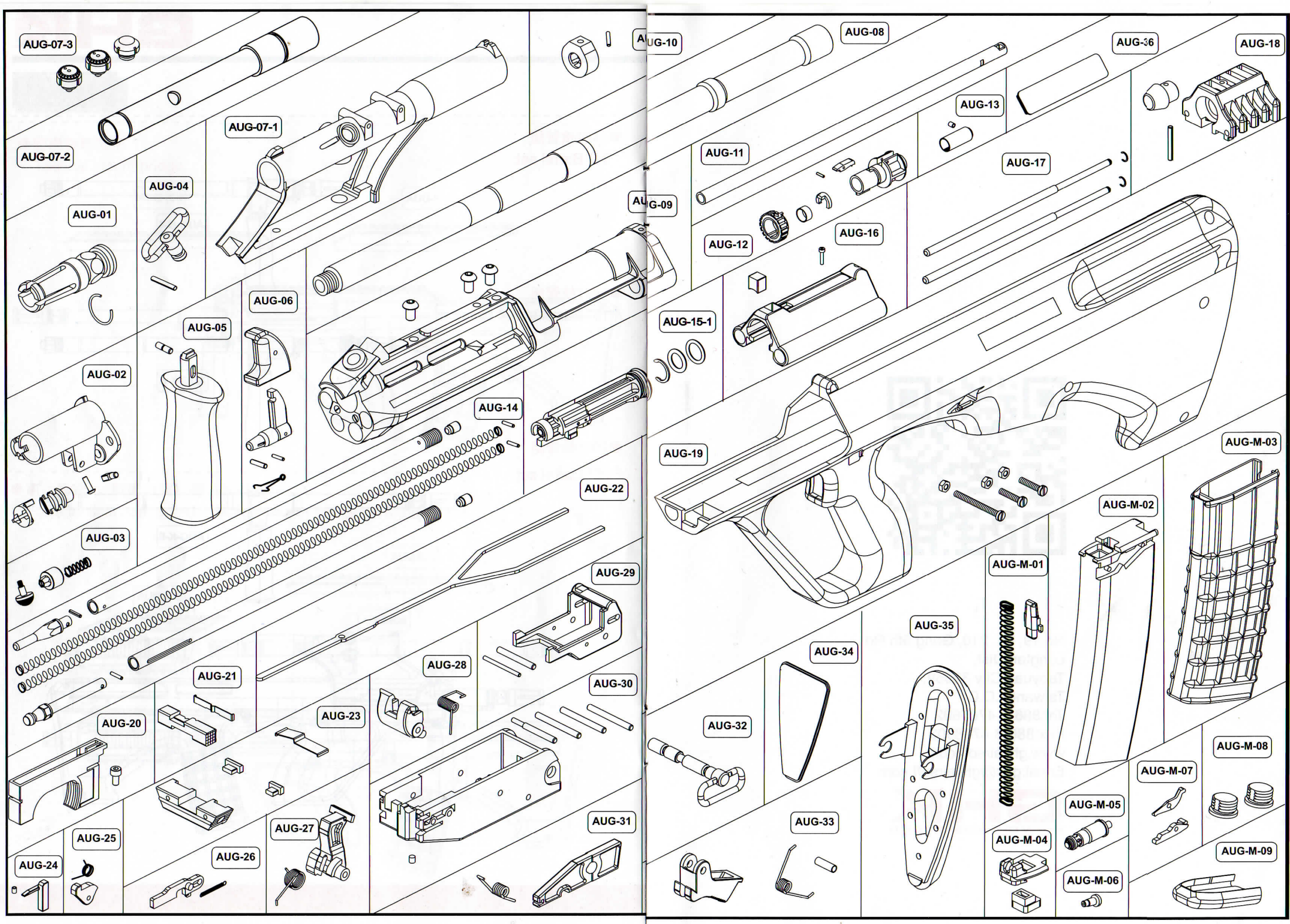


- 16吋槍管組
16" Barrel set.



- 20吋槍管組
20" Barrel set.







No.19, Ln. 210, Gong 5th Rd.,
Longtan Dist,
Taoyuan City 32559,
Taiwan(R.O.C)
Tel:886-3-4707602
Fax:886-3-4708902
www.ghkairsoft.com
Email:ghk@ghkairsoft.com

GHK
WWW.GHKAIRSOFT.COM